

Wednesday 20th May

Daily activities

Daily Physical Exercise

<https://www.youtube.com/user/thebodycoach1>
(Access via YouTube at 9 am-if doing it live-type in: The body coach).



Reading at home

You should still be aiming to read for *at least 20 minutes everyday*.

Remember, you can now take Accelerated Reader quizzes from home by using this link [Howley Grange Renaissance at home](#) and logging on as usual using your username and password.

To check that the book you are reading has a quiz, you can check it using on [Accelerated Reader Bookfinder](#). It's okay to read books which haven't got a quiz - just keep a record of what you have read.

Keep reading and exploring new worlds and adventures!

English

WALT recognise word classes.

The following 17 slides are not designed to be printed. It is a quiz to check your understanding. Each slide has a question about word classes to get you thinking and then the answer is on the slide which immediately follows each question. You do not need to print them.

The activity sheet which you may wish to print (although you don't have to, you could write them out on paper instead) is on slide 22.

Recognising Word Classes Quiz

Which word class does the underlined word belong to?

There was an old cabin next to the lake.

Verb

Adjective

Noun

Adverb

Which word class does the underlined word belong to?

There was an old cabin next to the lake.

Adjective

Which word class does the underlined word belong to?

I had to run for the bus.

Verb

Adjective

Noun

Adverb

Which word class does the underlined word belong to?

I had to run for the bus.

Verb

Which word class does the underlined word belong to?

I'm going to Spain in the summer.

Verb

Adjective

Noun

Adverb

Which word class does the underlined word belong to?

I'm going to Spain in the summer.

Noun

Which word class does the underlined word belong to?

I crept downstairs quietly.

Verb

Adjective

Noun

Adverb

Which word class does the underlined word belong to?

I crept downstairs quietly.

Adverb

Which word class does the underlined word belong to?

I put my book back on the shelf.

Verb

Adjective

Noun

Adverb

Which word class does the underlined word belong to?

I put my book back on the shelf.

Noun

Which word class does the underlined word belong to?

She swam in the ocean all afternoon.

Verb

Adjective

Noun

Adverb

Which word class does the underlined word belong to?

She swam in the ocean all afternoon.

Verb

Which word class does the underlined word belong to?

I bought a red bike today.

Verb

Adjective

Noun

Adverb

Which word class does the underlined word belong to?

I bought a red bike today.

Adjective

Which word class does the underlined word belong to?

Fiona has gone home as she doesn't feel well.

Verb

Adjective

Noun

Adverb

Which word class does the underlined word belong to?

Fiona has gone home as she doesn't feel well.

Noun

Match the Correct Word Type

Match the descriptions to the word types and then write a few examples:

adverb

a doing or action word

verb

a word that modifies a verb,
adverb or adjective

proper noun

a word that stands in for nouns

adjective

the name of specific objects, people and places

preposition

part of a sentence

pronoun

a word that tells you where or when
something is in relation to another

noun

a word that describes nouns

clause

the name of objects, people and places

conjunction

a word that joins two clauses

Daily Spelling Practice

Year 3 and 4 Statutory Spellings

accident	caught	eighth	heard	minute	possible	strange
accidentally	centre	enough	heart	natural	potatoes	strength
actual	century	exercise	height	naughty	pressure	suppose
actually	certain	experience	history	notice	probably	surprise
address	circle	experiment	imagine	occasion	promise	therefore
answer	complete	extreme	increase	occasionally	purpose	though
appear	consider	famous	important	often	quarter	although
arrive	continue	favourite	interest	opposite	question	thought
believe	decide	February	island	ordinary	recent	through
bicycle	describe	forward	knowledge	particular	regular	various
breath	different	forwards	learn	peculiar	reign	weight
breathe	difficult	fruit	length	perhaps	remember	woman
build	disappear	grammar	library	popular	sentence	women
busy	early	group	material	position	separate	
business	earth	guard	medicine	possess	special	
calendar	eight	guide	mention	possession	straight	

Spelling practice looks slightly different this week as we don't want you to forget how to spell words from the Year 3 and 4 list and, more importantly, we also want to make sure you do some editing practice. Each day, there are 2 slides (following this one) which have spelling mistakes on them; the first slide identifies the word which is spelt wrong, whereas the second slide doesn't-this will be more of a challenge for some of you! If you usually start with 1 star work in English-I suggest attempting the first one only and if you're successful then you can always move on. Please don't stress yourselves out unnecessarily!

Your task each day is to correct or identify and correct each spelling mistake. There is space on the slide to rewrite the correct spelling but if you're unable to print out the slides then it is absolutely fine to jot the correct spelling on paper you have at home.

All of the words which you will need to correct are taken from the Year 3 and 4 spelling list (pictured left)-don't just copy them though!

Answers (as you know by now) are at the end of the presentation so that you can self mark (no cheating though!) and the idea, this week, is-once you've marked your answers, any spellings which you got wrong become the spellings for you to practise that day.

If you make lots of errors or are finding it too hard, go back through your spelling book and practise a few of those you've previously got wrong in a test instead.

There will be a slide each day to remind you of various ways to practise the words you're focusing on but the ideas are not exhaustive meaning that you can practise in other ways if you have other ideas.

Year 3 and 4 Correct the Spelling Mistake (2)

The spelling mistakes in these sentences have been circled. Write the correct spelling for each circled word in the box.

1. Put a full stop at the end of a sentents.
2. Jim managed to complet the game.
3. My favrite pie is apple and raspberry.
4. My gran is a very speshial person.
5. Perrhaps there was no one in when I knocked at the door.
6. The match will continyou in an hour.
7. Pete said he has had enouff now.
8. I got the anzer right!

Each sentence below has one word that is incorrect. Write the correct spelling of the word in the box.

1. The dog had been very norty.
2. In a minit, the film will start.
3. The dentist asked me a questshun while he looked at my teeth.
4. The wimen were sitting at the bus stop chatting.
5. I was out of breaf after running up that hill.
6. The nurse delivered an inportant message.
7. The fairy godmother made the golden coach disapear in a puff of smoke.
8. I don't suppoze there are any more cakes left?

Daily spelling practice-words you got wrong in the previous tasks.

You may choose to do one or each of the following to practise your focus words (the spellings you got wrong or lacked confidence with in the previous editing tasks).

1. Practise spelling them by using the strategy: Look, say, cover, write and check.
2. Jot down and make 2 copies of your focus words and ask someone in your house to play 'Snap!' Before you're able to win the pair of cards, you should close your eyes and have a go at spelling the word.
3. Use the focus words you've made. Turn them all over face-down and play matching pairs. Turn over 1 card at a time and attempt to find the one that matches!
4. Make a mnemonic to help you remember how to spell the word (the sillier the better!) e.g. People= **p**eople **e**at **o**ranges **p**igs **l**ike **e**ggs!
5. You could write each letter in a different colour (rainbow writing).

6. Create a word pyramid - s

sc

sci

scie

scien

scienc

science

7. Describe the word to an adult or sibling-you could tell them the word class, what it means but you **must not** say the word!


8. Try drawing around the word to help you remember how many letters and the shape of them (see bottom left).

9. You could play 'Hangman' with people in your house-make sure you're accurate when you tell them which letters are/aren't in your chosen words!

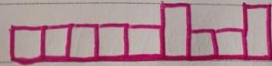
10. Write the word backwards.

11. If you have chalk available, write your focus words on the floor to create 'Hopscotch' and when you land on a given word, close your eyes and spell it aloud.

12. Say each letter in turn as you go upstairs or when bouncing on the trampoline (if you have one).



- 9 letters
- 2 ascending letters ↑
- 7 sit on the line
- 0 descending letters ↓



↑

Silent letter.

Maths

Every Wednesday, we will share a 'Hall of Fame' similar to the one in the Year 4 corridor at school. It will be initials only. Will your initials be there next week?

We understand that you may not be able to get involved and are practising your tables in other ways e.g. completing paper booklets, chanting them, saying them as you go up the stairs etc. -that is absolutely fine too!

But if you are able to get involved, we'd love as many of you to do so as possible.



10-4-10

Complete in the same way as we do in school. Aim to complete as many questions as you can in 10 minutes. Miss them out if you're spending too long thinking about how to tackle them. You don't need to write the question. Only show your workings if you need to. You should use the squares in your Maths homework book as this will help you set out any written methods.

1. $73 \times 8 =$
2. $6 - \text{five fifths} =$
3. $\frac{1}{4}$ of 308 =
4. _____ = $6,098 - 2,197$
5. 12 thirds + 9 thirds =
6. $8 \times 4 \times 3 =$
7. $121 \div \underline{\hspace{1cm}} = 11$
8. Write 5.15pm in 24-hour clock.
9. Convert 223 minutes into hours and minutes =
10. $24 = 3 \times \underline{\hspace{1cm}}$

Extension

11. $112 \div 5 =$
12. $8,712 - 2,143 =$
13. $20\text{p} + 10\text{p} + 50\text{p} + \text{£}1 + \text{£}1 + \text{£}2 =$
14. How much change will I get from £10 if I spend £7.99
15. $662 \times 8 =$
16. _____ = $\text{£}4.20 \times 5$
17. 4 sixths of 84 =
18. $3,765 + \underline{\hspace{1cm}} = 504 \times 9$
19. 34 hundredths + _____ = 0.82
20. 93 hundredths - _____ = 0.27

Just checking you still can...

W.A.L.T: consolidate our understanding of time.

Last week, we started the week by revisiting what you've previously been taught about time in year 3. We then introduced some new learning linked to time and this week we'd like you to consolidate this learning by completing the worksheets which follow this slide. These are in black and white so that you can print them out and write on them if you wish; alternatively you could write the answers in your maths homework book.

Some of you may need to look back at the daily presentations from last week to remind yourselves of the new concepts/methods we introduced e.g. 15 minutes in a quarter of an hour; to convert from 12 hour clock to 24 hour clock and vice versa you must add or subtract 12 from the hour digits.

★ Questions 1-3

★★ Questions 1-5

★★★ Questions 1-7

As we're not there to check your understanding throughout the lesson, instead of having challenges for you to move on to, we have used the stars slightly differently-above you will see the question numbers which we'd like you to concentrate on. Start with the star you often start on, in maths, and then you can always continue on if you feel confident but do not pressure yourself to.

1 Is the time shown on the clock in the morning or the afternoon?
Sort the clocks into the table.

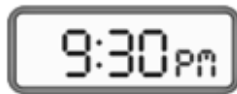
Clock A



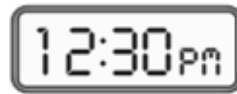
Clock D



Clock B



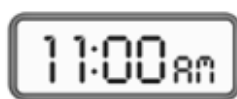
Clock E



Clock C



Clock F



Morning	Afternoon

2 Complete the table by drawing hands on the analogue clock or writing the 12-hour digital time.

Analogue	Digital
	<input type="text"/>
	<input type="text" value="3:10 pm"/>
	<input type="text" value="6:30 am"/>
	<input type="text"/>

3



Ron is writing the time in 12-hour digital format.
What mistake has Ron made?



- 4 Esther leaves her house at this time.



It takes her 1 hour and 45 minutes to get to her friend's house.

Write the time she arrives in 12-hour digital format.

- 5 Jack and Annie are looking at what happens when you add 50 minutes to a time in the 12-hour digital format.

a)



The number in the minutes increases.

Is Jack's statement always, sometimes or never true?

b)

The number in the hours never gets smaller.



Is Annie's statement always, sometimes or never true?

- 6 Huan is getting the bus into town.

Buses start running at 6:30 am.

They arrive every 22 minutes.

Huan is ready to leave at the time shown on the clock.

When will the next bus arrive?



- 7 Using the digit cards once only each time, show six different times that could be shown on a 12-hour digital clock.

You do not need to use all the cards every time.



Helpful hint: I would jot down 6:30 and then the time 22 minutes after that and then 22 minutes after the new time and so on.





[This Photo](#) by Unknown author is licensed under [CC BY-ND](#).

Music



[This Photo](#) by Unknown author is licensed under [CC BY](#).

4GA: Clarinets



[This Photo](#) by Unknown author is licensed under [CC BY-SA](#).

Mrs Kennedy (from Dudley Performing Arts) has been very busy, again this week, creating videos to support the children in the different schools which she teaches. She has created another short film which you can watch and join in with.

Before you start watching, get your instrument ready and play a few notes to warm up and then you're ready to go. To access the film, follow the link below:

<https://youtu.be/O-sd03o-lkQ>

Mrs Kennedy has also told us she will make another film for next week but that in the meantime you can watch and use this film more than once as well as look back at the previous ones she has made.

Don't forget you can also access Charanga via this link <https://charanga.com/site/> where you will find lots of music which you can practise playing on your clarinet.

Do not worry if your clarinet is in school-we understand you won't be able to do this and that is absolutely fine.



4EW: Cornets

Mr Henton (from Dudley Performing Arts) has been very busy, again this week, creating videos to support you in warming up and practising playing your cornet whilst at home. I've told Mr Henton that a couple of you have been playing your cornets on your doorsteps at 8pm on Thursdays and he was really impressed-keep it up!

The links listed below will take you to the DPA YouTube channel where you will find the videos he would like you to watch to help you when practising this week. Remember you can watch the videos as many times as you like and can also continue to use those from the previous weeks too.

Warm up:

<https://www.youtube.com/watch?v=jlGBrnkbNOQ&list=PL3eTyY68iYYiYm7APfpJYuMpdhEsf2do7&index=12>

Copy Back: https://www.youtube.com/watch?v=7no_mZ-

[Sip8&list=PL3eTyY68iYYiYm7APfpJYuMpdhEsf2do7&index=18](https://www.youtube.com/watch?v=7no_mZ-Sip8&list=PL3eTyY68iYYiYm7APfpJYuMpdhEsf2do7&index=18)

Lemon Squeezy 1: Rocketship:

<https://www.youtube.com/watch?v=DZrNRLC9PLI&list=PL3eTyY68iYYhLhKUqe7QJoTmT-fS7lv1m&index=294>

4EW many of you LOVED the backing track to this piece of music!

If you are having a problem with the instrument we have put some advice here:

Oiling valves:

https://www.youtube.com/watch?v=JsE9Y-GT5P4&list=PL3eTyY68iYYg9m_Ts_dUZPObST3s0xOkO&index=5

Mr Henton has stressed that you must not do anything that might cause damage.

Do not worry if your cornet is in school-we understand you won't be able to do this and that is absolutely fine.

French

The following 13 slides are for you develop your understanding and to practise telling the time orally in French-you do not need to print them.

The activity sheet which you may wish to print (if you can) is on slide 50.

- Quelle heure est-il ?

What's the Time?

W.I.L.F.:

- I can say and write a sentence to tell the time – o'clock.
- I can say and write a sentence to tell the time – half past

Quelle heure est-il ?

What's the Time?



Il est une heure.

Quelle heure est-il ?

What's the Time?



Il est cinq heures.

Quelle heure est-il ?

What's the Time?



Il est dix heures.

Quelle heure est-il ?

What's the Time?



Il est sept heures.

Quelle heure est-il ?

What's the Time?



Il est quatre heures et demie.

Quelle heure est-il ?

What's the Time?



Il est neuf heures et demie.

Quelle heure est-il ?

What's the Time?



Il est onze heures et demie.

Quelle heure est-il ?


What's the Time?



Il est trois heures et demie.

Quelle heure est-il ?

What's The Time?



Tell someone in your house what the time is on each clock or alternatively write it down.



Helpful Hints:

Il estheures.

Il estheures et demie.

Quelle heure est-il ?

What's The Time?



Were you correct?



Il est huit heures.



Il est quatre heures et
demie.




Il est sept heures et
demie.




Il est deux heures.

Quelle heure est-il ?

What's The Time?



Tell someone in your house what the time is on each clock or alternatively write it down.



Helpful Hints:

Il estheures.

Il estheures et demie.

Quelle heure est-il ?

What's The Time?



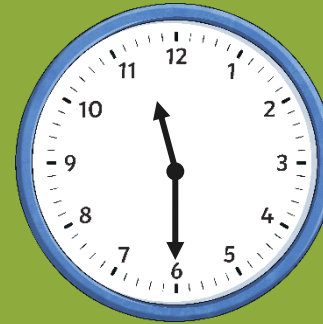
Were you correct?




Il est dix heures.



Il est cinq heures et
demie.



Il est onze
heures et demie.











Il est huit heures et
demie.



Telling the Time



Underneath each clock, write how you would say the time in French.

 Il est _____	 Il est _____	heure heures et demie
 Il est _____	 Il est _____	une deux trois quatre
 Il est _____	 Il est _____	cinq six sept huit
 Il est _____	 Il est _____	neuf dix onze douze

Answers

ANSWERS

Match the Correct Word Type

Match the descriptions to the word types and then write a few examples:

adverb

a doing or action word

verb

a word that modifies a verb,
adverb or adjective

proper noun

a word that stands in for nouns

adjective

the name of specific objects, people and places

preposition

part of a sentence

pronoun

a word that tells you where or when
something is in relation to another

noun

a word that describes nouns

clause

the name of objects, people and places

conjunction

a word that joins two clauses

Year 3 and 4 Correct the Spelling Mistake (2) Answers

The spelling mistakes in these sentences have been circled. Write the correct spelling for each circled word in the box.

1. Put a full stop at the end of a sentents.
2. Jim managed to complet the game.
3. My favrite pie is apple and raspberry.
4. My gran is a very speshial person.
5. Perrhaps there was no one in when I knocked at the door.
6. The match will continyou in an hour.
7. Pete said he has had enouff now.
8. I got the anzer right!

sentence
complete
favourite
special
Perhaps
continue
enough
answer

Each sentence below has one word that is incorrect. Write the correct spelling of the word in the box.

1. The dog had been very norty.
2. In a minit, the film will start.
3. The dentist asked me a questshun while he looked at my teeth.
4. The wimen were sitting at the bus stop chatting.
5. I was out of breaf after running up that hill.
6. The nurse delivered an inportant message.
7. The fairy godmother made the golden coach disapear in a puff of smoke.
8. I don't suppoze there are any more cakes left?

naughty
minute
question
women
breath
important
disappear
suppose

10-4-10 Answers

1. $73 \times 8 = 584$
2. $6 - \text{five fifths} = 25 \text{ fifths or } 5 \text{ whole ones}$
3. $\frac{1}{4} \text{ of } 308 = 77$
4. $3,901 = 6,098 - 2,197$
5. $12 \text{ thirds} + 9 \text{ thirds} = 21 \text{ thirds or } 7 \text{ whole ones}$
6. $8 \times 4 \times 3 = 96$
7. $121 \div 11 = 11$
8. Write 5.15pm in 24-hour clock. **17:15**
9. Convert 223 minutes into hours and minutes = **3 hours and 43 minutes**
10. $24 = 3 \times 8$

Extension

11. $112 \div 5 = 22 \text{ Remainder } 2$
12. $8,712 - 2,143 = 6,569$
13. $20\text{p} + 10\text{p} + 50\text{p} + \text{£}1 + \text{£}1 + \text{£}2 = \text{£}4.80$
14. How much change will I get from £10 if I spend £7.99?
£2.01
15. $662 \times 8 = 5,296$
16. **£21.00** = $\text{£}4.20 \times 5$
17. 4 sixths of 84 = **56**
18. $3,765 + 771 = 504 \times 9$
19. 34 hundredths + **0.48** = 0.82
20. 93 hundredths - **0.66** = 0.27

1 Is the time shown on the clock in the morning or the afternoon?
Sort the clocks into the table.

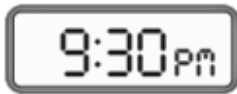
Clock A



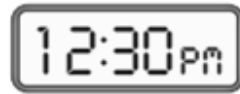
Clock D



Clock B



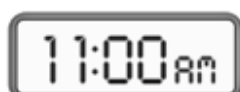
Clock E



Clock C



Clock F



Morning	Afternoon
A C F	B D E

2 Complete the table by drawing hands on the analogue clock or writing the 12-hour digital time.

Analogue	Digital
pm	3:50 pm
	3:10 pm
	6:30 am
am	7:45 am

3



Ron is writing the time in 12-hour digital format.



What mistake has Ron made?

He thinks the minute hand pointing at 3 means 3 minutes past when actually it means 15 minutes past

- 4 Esther leaves her house at this time.



It takes her 1 hour and 45 minutes to get to her friend's house.

Write the time she arrives in 12-hour digital format.



- 5 Jack and Annie are looking at what happens when you add 50 minutes to a time in the 12-hour digital format.

a)



The number in the minutes increases.

Is Jack's statement always, sometimes or never true?

Sometimes

b)

The number in the hours never gets smaller.



Is Annie's statement always, sometimes or never true?

Sometimes

- 6 Huan is getting the bus into town.

Buses start running at 6:30 am.

They arrive every 22 minutes.

Huan is ready to leave at the time shown on the clock.

When will the next bus arrive?



9:26 am

- 7 Using the digit cards once only each time, show six different times that could be shown on a 12-hour digital clock.









You do not need to use all the cards every time.



e.g.



ANSWERS

 <p>Il est <u>cinq heures.</u></p>	 <p>Il est <u>dix heures et demie.</u></p>
 <p>Il est <u>trois heures.</u></p>	 <p>Il est <u>douze heures.</u></p>
 <p>Il est <u>sept heures et demie.</u></p>	 <p>Il est <u>onze heures.</u></p>
 <p>Il est <u>une heure et demie.</u></p>	 <p>Il est <u>quatre heures.</u></p>

heure
heures
et demie
une
deux
trois
quatre
cinq
six
sept
huit
neuf
dix
onze
douze